
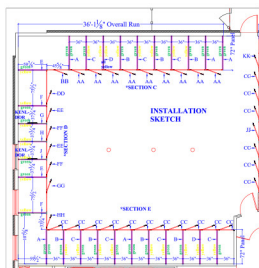





MASON
COMPANY **SINCE 1892**

Trusted Animal Housing Solutions

Individual Product Spec Sheets



Silvis Seal™ & Sani-Slope™

*Superior Floor Mounting AND Leveling Solution
Exclusively from Mason Company.*

The Silvis Seal™ (patent #8707903 & Australian Patent #2012-200-331) and Sani-Slope™ (patent #6152080) are available on the Mason Sani-Kennel's FRP, Wilsonart and stainless steel isolation panels.

SILVIS SEAL™

Patented Silvis Seal™ is a co-extrusion consisting of a rigid vinyl base and two flexible polyvinyl chloride (PVC) sealing ribs. Adhered to the top of the co-extrusion are two strips of 3M VHB double-sided tape. Each seal shall have an additional end blocker consisting of a strip of closed cell neoprene foam with 3M VHB double-sided tape on one side.

Developed in direct response to customer need, the exclusive Silvis Seal™ barrier provides an entirely new approach to prevent dangerous cross-contamination between kennels. Available only on Mason Company's Sani-Kennel systems, the unique Silvis Seal™ system functions like a dam to create the ultimate watertight, reliable and long-term seal that stops fluid and contaminants from migrating between kennel enclosures.

The patented Silvis Seal™ design configures to the floor slope to create a superior cross-contamination barrier.

- Flexible gasket provides the ultimate watertight barrier underneath division panels
- Protects against deadly diseases
- Conforms to the floor's surface and imperfections as they develop over time
- Provides a second seal beyond silicone for the life of the equipment
- Is not affected by bleach or pressure washing

No other barrier is more effective, durable or long lasting!

Don't put your facility or dogs at risk. Provide the protection that stops the spread of deadly diseases.


Watch the video at www.StopOutbreaksNow.com to learn more about this unique solution.

SANI-SLOPE™

The Sani-Slope™ floor mounting system is available only on aluminum-framed isolation panels.

Patented T-flange shall be made of solid extruded 6061-T6 aluminum. T-flange shall be 2-1/2" wide at its base and shall extend upward to a height of at least 3". Patented isolation panel bottom rail extrusion shall be made of solid 6061-T6 extruded aluminum and shall be dimensioned to fit over the T-flange so that the isolation panel can be leveled and secured. T-flange shall be sealed to the floor with provided silicone sealant.

- Provides superior floor leveling with sloped floors
- No need to cut panels to floor slope, avoiding the risks this presents if the slope is different from specifications



SANI-SLOPE CHANNEL WITH SILVIS SEAL

